
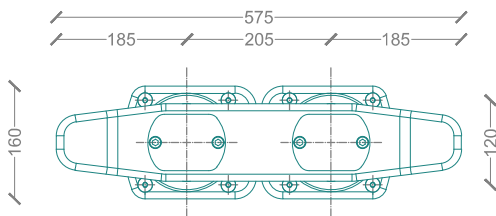


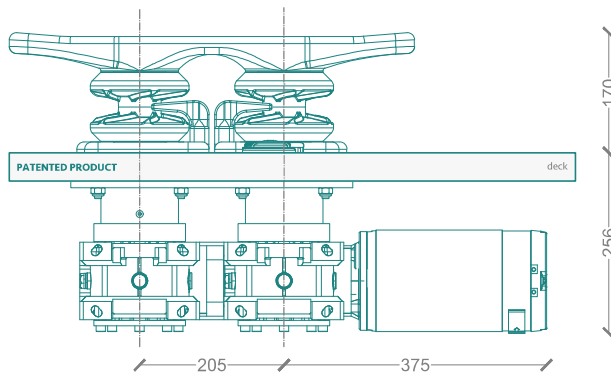
# TDS Model B8A245H



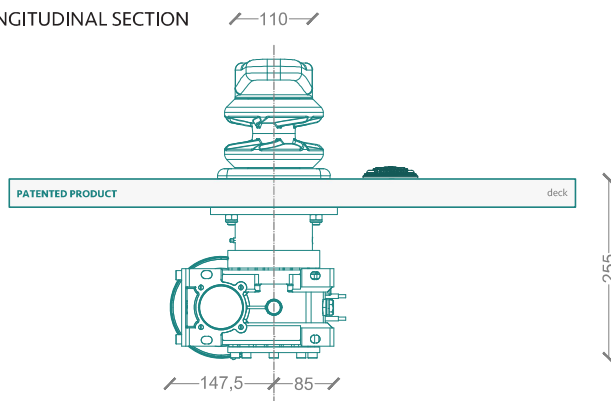
## DIMENSIONS



PLANT



LONGITUDINAL SECTION



TRASVERSAL SECTION

## TECHNICAL DATA

<b>Model</b>	B8A245H
<b>Rated Voltage In</b>	24 VDC
<b>Power</b>	1000 W
<b>Rated Load Current</b>	48 A
<b>Maximum Current Draw</b>	100 A
<b>Duty Cycle</b>	S2 5 min
<b>IP Rating (Motor)</b>	IP44
<b>Maximum Rope Speed</b>	6,5 M/Min
<b>Output Shaft Speed</b>	60 RPM
<b>Output Shaft Torque</b>	274 Nm
<b>Load In Work On Gearbox</b>	5468 N - 587 kg
<b>Maximum Load On Gearbox</b>	9800 N / 1000 kg
<b>Insulation Class</b>	F
<b>Gearbox Oil</b>	ISO 150 PAO
<b>Tot Weight</b>	99 kg
<b>Included Command</b>	B100C124V
<b>Material</b>	Stainless Steel AISI 316 L
<b>Mooring Line Section Range</b>	35mm - 44mm
<b>Vessel Length (Suggested)</b>	100-150 ft/ 30-45 mt
<b>Vessel Weight (Suggested)</b>	40-80 tons

The Self Tailing Cleat