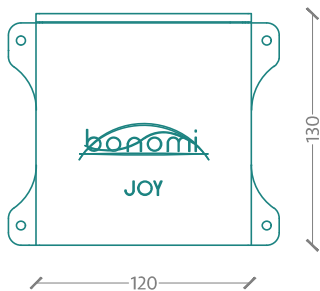
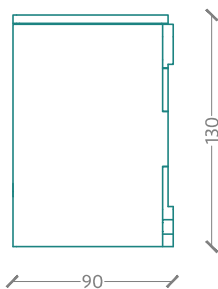


DIMENSIONS

ELECTRONIC BOX CONTROL



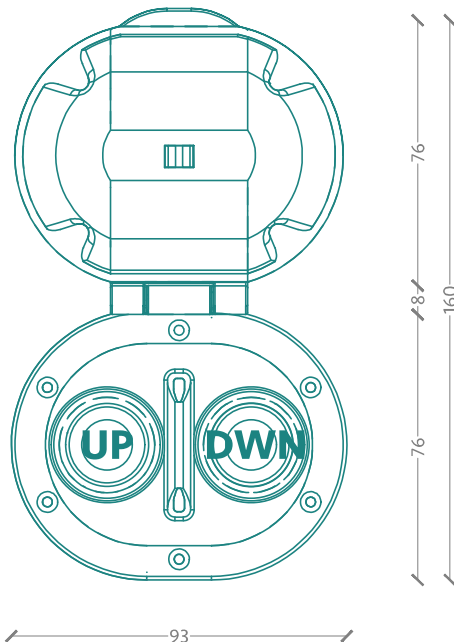
FRONT SIDE



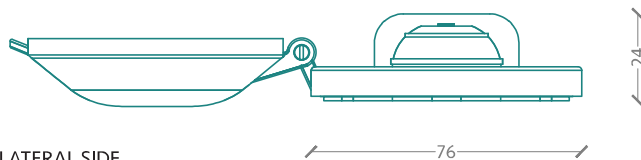
LATERAL SIDE



DOUBLE SWITCH



PLANT



LATERAL SIDE

TECHNICAL DATA

Model	B40C124V / B60C124V
Power Supply Voltage	12VDC-24 VDC
IP Rating	IP67
Footswitch Wire Length	20 cm
Control Box Cable Length	3 m
Model B40C124V Motor Protection Circuit Breaker	40A
Model B60C124V Motor Protection Circuit Breaker	60A
Control Box Material	Plastic
Footswitch Material	Stainless Steel AISI 316 l
Tot Weight	3kg

The product allow to:

The Control Box is an optional solution to totally activate the self tailing cleat. JOY is able to rotate the motor in CW and CCW with the double switch and the Electronic Control Box and it results easier and comfortable. Whatever you are manoeuvring a large vessel or docking in challenging conditions this optional gives you the opportunity to position your boat in a better way and easily. The JOY control box is an essential tool for any boater looking to precise, intuitive and comfortable mooring.

Electronic Box Control Double Switch