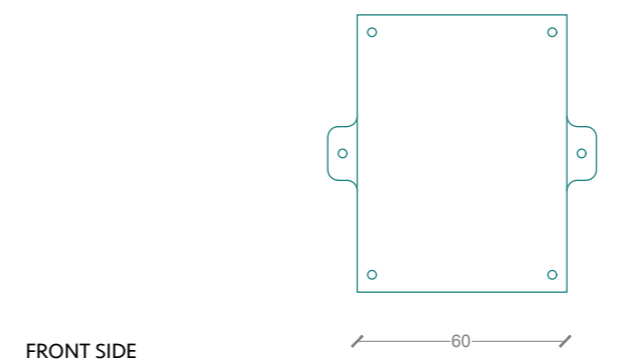


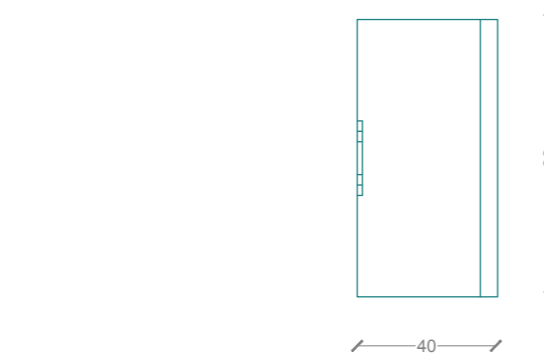
TDS Model B4B12V

DIMENSIONS

CONTROL BOX

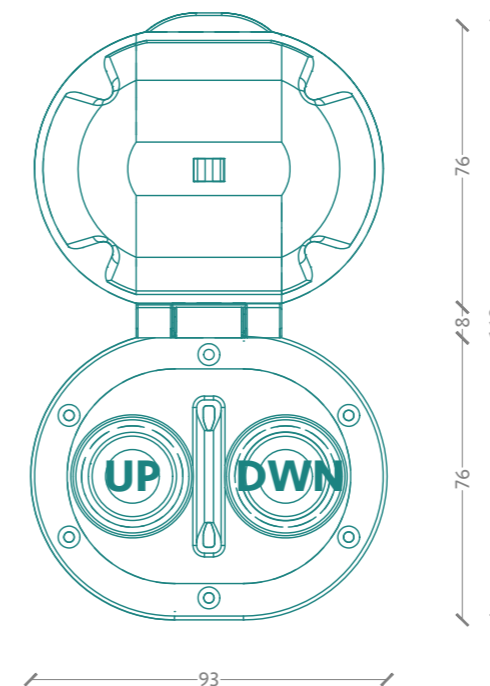


FRONT SIDE

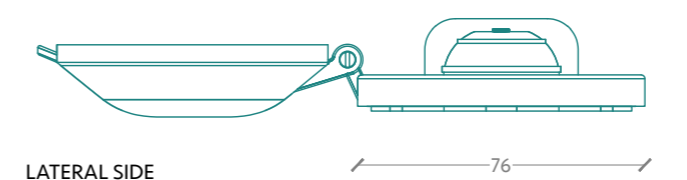


LATERAL SIDE

DOUBLE SWITCH



PLANT



TECHNICAL DATA

Model	B4B12V
Power Supply Voltage	12VDC- 24VDC
Maximum Contact Voltage	200VDC- 140VDC
Contact Max Current Rating	10 A
IP Rating	IP68
Footswitch Wire Length	20cm
Switchbox Wire Length	1m
Switchbox Material	Plastic
Footswitch Material	Stainless Steel AISI 316 L
Tot Weight	0,2 kg

The product allows to:

This is a high-performance double footswitch integrated in one product is delivered to the customer with his control box and is able to activate any DC motor to choose the cw or ccw rotation. The B4B12V provides a reliable and intuitive operation, allowing boaters to control their equipment safely and efficiently. With its suggested construction and advanced features, the product is the ideal solution for a wide range of marine applications.

Pay attention to the electrical connection the Double Switch - have only 10 mA
- never connect the switch without its control unit!

Double Switch